







END FITTING 9X12 RATCHET 1/2 DH93160

Related products

-  **GSMH940S**
Torque wrench, 8 ~ 40 Nm, 9x12
-  **EJMH9100**
Torque wrench 20 ~ 100 Nm
-  **STMH9150**
Torque wrench, 30~150 Nm, 9x12
-  **WEMH9100B**
QC torque wrench 10 ~ 100 Nm
-  **EAMH9100**
Torque wrench 10~100Nm
-  **PCH9180**
Torque wrench 40~180Nm



Specifications

Brand	NovaTork
Square Drive	1/2"
Torque (Nm)	160 Max
Weight (kg)	0,160
insert tool (mm)	9x12
mm A	17,5
mm D	38
mm H	21
EAN	8717981421367

