






## LINE CHECKER TES 15 ~ 150 NM TES3150

Designed for calibration or inspection of torque wrenches at the production site.

- Accuracy:  $\pm 1\%$  from 10% to 100% of capacity.
- 4 Units: Nm, Kgcm, Lbft, Lbin.
- Three test mode: First Peak, Peak and Track.
- Peak value hold function for First Peak and Peak mode.
- Three-color light and buzzer will alarm when the torque reaches the set value.
- Torque error percentage display function, saves the operator from tedious calculations.
- Backlight optional, good for low light conditions.
- Memory function: Store 1500 sets of data as required, each set include time, unit, and value.
- Battery capacity display.
- Micro-USB port for charging and uploading data to computer.
- Built-in rechargeable lithium battery, easy to charge by connecting the power adapter.
- Four bolts are designed at the bottom for fixing the tester on a workbench or other floor.
- Automatic shutdown after 10 minutes of non-use.

### Related accessories

-  **ZJ3-16**  
Calibration adapter - 1/2", 14+16 mm hex
-  **ZJ3-21**  
Calibration adapter - 1/2", 19+21 mm hex
-  **ZJ3-23**  
Calibration adapter - 1/2", 22+23 mm hex
-  **ZJ3-18**  
Calibration adapter - 1/2", 17+18 mm hex
-  **ZJ3-26**  
Calibration adapter - 1/2", 24+26 mm hex



### Specifications

Brand	NovaTork
Square Drive	1/2"
Torque (Nm)	15 ~ 150
Weight (kg)	2,9
mm H	85
mm W	136
L mm	135
EAN	8717981425433

