








TORQUE WRENCH PRESET 4~20NM WPEMH920

FEATURES

- Accuracy: Torque: CW±4% from 20% to 100% of capacity;
Angle: (±1% of reading) + (±1° @ angular speed of 10°/s~180°/s) +(±1° of test fixture)
- LCD screen display, convenient for real-time viewing. The wrench can be adjusted against the displayed torque value.
- Maintaining the Click audible alarm feature of the mechanical wrench.
- 4 Torque units are available: N.m, Ft.lb, In.lb, Kg.cm
- First peak value mode
- Adjustable mechanism to set the torque value setting, and minimum angle value can be set in the system to prevent the operator from operating the same screw repeatedly.
- Peak value and judgment light status remain displayed after unloading.
- WLAN Server software can receive instant data from 24 wrenches working at the same time and record the information. Each screen can observe 12 wrenches.

Related accessories

-  QH911
End fitting
-  BQH915S
9x12 Ring Ratchet End 15 mm
-  DCQ6232
Setting tool (M) PCH models
-  OH910A15
End fitting 9x12, Open End 10 mm an
-  OH97
End fitting 9x12, Open End 7 mm
-  QOH913
9x12 Open Ring End 13mm
-  DH9120
End fitting 9x12, ratchet 1/4



Specifications

Brand	NovaTork
Torque (Nm)	4 ~ 20
Weight (kg)	0,55
insert tool (mm)	9x12
mm D	24
L mm	248
EAN	8717981443772