

## TORQUE WRENCH 50 ~ 300NM PCH14300





### P Model - Preset Torque Wrench

- Easy to adjust to desired torque (in the tool room, appropriate torque tester is required).
- Operator cannot change set torque by accident or by mistake.
- +/-4% Accuracy in clockwise direction from 20% to 100% Max.Torque
- Handgrip in engineering plastic, oil resistant and non-slip resistant, durable.
- Various kinds of heads designed for different applications:  
- PCH model: Head holder for standard 14x18mm square insert tools

### Related products

-  DC-04WX
-  Wireless Messaging system

### Related accessories

-  OH148  
End fitting 14x18, Open End 8 mm
-  OH1480  
End fitting 14x18, Open End 80 mm
-  DCQ6231  
Setting tool PCH models
-  DH143420  
End fitting 14x18 Ratchet 1/2



### Specifications

Brand	NovaTork
Torque (Nm)	60 ~ 300
Weight (kg)	1,3
insert tool (mm)	14x18
L mm	688
EAN	8717981419432