

# HOIST/TROLLEY COMBINATION 1000 KG

## TCR-1000/2-LHR

Heavy duty hoist built into low headroom trolley frame with high efficiency motor gearbox









#### STANDARD FEATURES:


- TOKU rotary vane motor
- Failsafe automatic internal disc brake
- Trolley travel self braking
- Choice of pendant controls or control stations
- Upper & lower limit switches
- Forged alloy steel safety swivel hooks with safety catch
- Anti-tilt & anti-drop plates
- Wheel profile to suit parallel or tapered flanges

#### AVAILABLE OPTIONS:

- Marine specification paint systems
- ATEX Category 2 (zone 1/21) specification
- Chain collectors (PVC, galvanised or stainless steel)
- Travel limits
- Beam brake
- Articulated trolley for small beam radius

#### Related products

-  42-02-35-VRD
-  4-Button Pendant Valve Assy TCR/TMH
-  AC40-F04DM-8-B
-  Modular FRL Unit
-  6,3X19,1RS60
-  Chain RSA60 DIN 5684-6
-  6,3X19,1RTS
-  Chain RTS EN 818-7



#### Specifications

Brand	RedRooster
Number of chain falls	2
Lowering speed full load (m/min)	9
Flange width with integrated hoist (mm)	300
Weight incl. 3m lift (kg)	90
Lifting speed full load (m/min)	5,3
Lifting speed 0-load (m/min)	9,5
Chain weight (kg/m)	0,8
Chain (mm)	6,3x19,1
Airconnection	PT 1/2"
Workingpressure (MPa)	0,4 - 0,63
Capacity (kg)	1000
Air consumption lifting (l/s)	25
Standard travel speed (m/min)	9
Air consumption traveling (l/s)	25
EAN	8717981347544