

HOIST/TROLLEY COMBINATION 1000 KG TCR-1000-LHR

Heavy duty hoist built into low headroom trolley frame with high efficiency motor gearbox









STANDARD FEATURES:


- TOKU rotary vane motor
- Failsafe automatic internal disc brake
- Trolley travel self braking
- Choice of pendant controls or control stations
- Upper & lower limit switches
- Forged alloy steel safety swivel hooks with safety catch
- Anti-tilt & anti-drop plates
- Wheel profile to suit parallel or tapered flanges

AVAILABLE OPTIONS:

- Marine specification paint systems
- ATEX Category 2 (zone 1/21) specification
- Chain collectors (PVC, galvanised or stainless steel)
- Travel limits
- Beam brake
- Articulated trolley for small beam radius

Related products

-  42-02-35-VRD
-  4-Button Pendant Valve Assy TCR/TMH
-  AC40-F04DM-8-B
-  Modular FRL Unit
-  7,1X21RS60
-  Chain RSA60 DIN 5684-6
-  7,1X21RTS
-  Chain RTS EN 818-7



Specifications

| | |
|---|---------------|
| Brand | RedRooster |
| Number of chain falls | 1 |
| Lowering speed full load (m/min) | 10,3 |
| Flange width with integrated hoist (mm) | 300 |
| Weight incl. 3m lift (kg) | 90 |
| Lifting speed full load (m/min) | 6 |
| Lifting speed 0-load (m/min) | 11,3 |
| Chain weight (kg/m) | 1,1 |
| Chain (mm) | 7,1x21 |
| Airconnection | PT 1/2" |
| Workingpressure (MPa) | 0,4 - 0,63 |
| Capacity (kg) | 1000 |
| Air consumption lifting (l/s) | 25 |
| Standard travel speed (m/min) | 9 |
| Air consumption traveling (l/s) | 25 |
| EAN | 8717981347551 |