




TORQUE WRENCH PRESET 20~100NM WPEMH9100

FEATURES

- Accuracy: Torque: CW \pm 4% from 20% to 100% of capacity;
Angle: (\pm 1% of reading) + (\pm 1° @ angular speed of 10°/s~180°/s) + (\pm 1° of test fixture)
- LCD screen display, convenient for real-time viewing. The wrench can be adjusted against the displayed torque value.
- Maintaining the Click audible alarm feature of the mechanical wrench.
- 4 Torque units are available: N.m, Ft.lb, In.lb, Kg.cm
- First peak value mode
- Adjustable mechanism to set the torque value setting, and minimum angle value can be set in the system to prevent the operator from operating the same screw repeatedly.
- Peak value and judgment light status remain displayed after unloading.
- WLAN Server software can receive instant data from 24 wrenches working at the same time and record the information. Each screen can observe 12 wrenches.

Related accessories

-  OH910
End fitting 9x12, Open End 10 mm
- BQH915S
9x12 Ring Ratchet End 15 mm
- QOH914
9x12 Open Ring End 14mm
-  DCQ6232
Setting tool (M) PCH models
-  DH9125
End fitting 9x12 ratchet 1/4
-  QH913
End fitting
-  OH911A15
End fitting 9x12, Open End 11 mm an



Specifications

Brand	NovaTork
Torque (Nm)	20 ~ 100
Weight (kg)	0,76
insert tool (mm)	9x12
mm D	24
L mm	345
EAN	8717981443802