






# END FITTING 14X18 RATCHET 1/2 DH143420

**Related products**

-  **EAMH14200**  
Torque wrench 20~200Nm
-  **PCH14200**  
Torque wrench 40~200Nm
-  **STMH14150**  
Torque wrench, 30~150 Nm, 14x18
-  **EJMH14200**  
Torque wrench 20 ~ 200 Nm
-  **WEMH14200B**  
QC torque wrench 20 ~ 200 Nm



**Specifications**

<b>Brand</b>	<b>NovaTork</b>
<b>Square Drive</b>	<b>1/2"</b>
<b>Torque (Nm)</b>	<b>420 Max</b>
<b>Weight (kg)</b>	<b>0,280</b>
<b>insert tool (mm)</b>	<b>14x18</b>
<b>mm A</b>	<b>25</b>
<b>mm D</b>	<b>40</b>
<b>mm H</b>	<b>21</b>
<b>EAN</b>	<b>8717981421374</b>

