





# TORQUE WRENCH PRESET 600~3000NM PCH273000

## P Model - Preset Torque Wrench

- Easy to adjust to desired torque (in the tool room, appropriate torque tester is required).
- Operator cannot change set torque by accident or by mistake.
- +/-4% Accuracy in clockwise direction from 20% to 100% Max.Torque
- Various kinds of heads designed for different applications:  
- PCH model: Head holder for standard 27x36mm square insert tools

## Related accessories

-  **OH2436**  
End fitting 24x32, Open End A/F 36mm
-  **QOH2419**  
24x32, Open Ring End 19mm
-  **DCQ6231**  
Setting tool PCH models
-  **OH2427**  
End fitting 24x32, Open End 27 mm
-  **OH2470**  
End fitting 24x32, Open End A/F 70 mm



## Specifications

<b>Brand</b>	NovaTork
<b>Torque (Nm)</b>	600 ~ 3000
<b>Weight (kg)</b>	9,6
<b>insert tool (mm)</b>	27x36
<b>mm D</b>	64
<b>L mm</b>	2010
<b>EAN</b>	8717981442829