

HOIST/TROLLEY COMBINATION 12000 KG TMH-12000-LHR

Heavy duty hoist built into low headroom trolley frame with high efficiency motor gearbox




STANDARD FEATURES:

- TOKU rotary vane motor
- Failsafe automatic internal disc brake
- Trolley travel self braking
- Choice of pendant controls or control stations
- Upper & lower limit switches
- Forged alloy steel safety swivel hooks with safety catch
- Anti-tilt & anti-drop plates
- Wheel profile to suit parallel or tapered flanges

AVAILABLE OPTIONS:

- Marine specification paint systems
- ATEX Category 2 (zone 1/21) specification
- Chain collectors (PVC, galvanised or stainless steel)
- Travel limits
- Beam brake
- Articulated trolley for small beam radius

Related products

-  42-02-35-VRD
4-Button Pendant Valve Assy TCR/TMH
-  13X36RTS
Chain RTS EN 818-7
-  SO-112392-AC825-14
Filter/Regulator/Lubricator 1-1/2"
-  13X36
Chain EN 818-7



Specifications

Brand	RedRooster
Number of chain falls	4
Lowering speed full load (m/min)	2,55
Flange width with integrated hoist (mm) - 300	
Weight incl. 3m lift (kg)	400
Lifting speed full load (m/min)	1,35
Lifting speed 0-load (m/min)	2,7
Chain weight (kg/m)	3,8
Chain (mm)	13x36
Airconnection	PT 1"
Workingpressure (MPa)	0,4 - 0,63
Capacity (kg)	12000
Air consumption lifting (l/s)	56
Standard travel speed (m/min)	6
Air consumption traveling (l/s)	40
EAN	8717981380329